

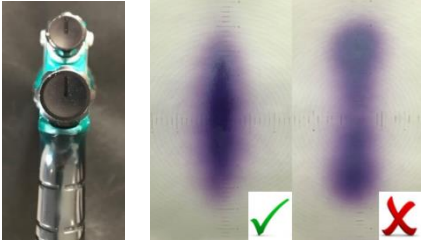





# Standard Operating Procedure

## Octoral Eco Plus Water Base Gun Set Up



1.		<ul style="list-style-type: none"><li>• <b>1.3mm</b> FLUID TIP</li><li>• <b>HVLP / HV30</b> AIR CAP</li></ul>
2.		<ul style="list-style-type: none"><li>• FLUID <b>2.5</b> TURNS OUT FROM CLOSED POSITION</li></ul>
3.		<ul style="list-style-type: none"><li>• GUN FAN AT FULL (ENSURE EVEN SPRAY PATTERN)</li></ul>
4.		<ul style="list-style-type: none"><li>• GUN AIR CONTROL VALVE FULLY OPEN</li><li>• GUN AIR GAUGE SET AT <b>2.0 BAR</b> (29PSI / 200KPA)</li><li>• APPLY BASE COAT FOR COVERAGE</li></ul>
5.		<ul style="list-style-type: none"><li>• GUN AIR GAUGE SET AT <b>1.0 BAR</b> (14.5PSI/100KPA)</li><li>• DOUBLE DISTANCE (<b>30CM-35CM</b>) FROM SURFACE</li><li>• APPLY DROP / EFFECT COAT</li></ul>
6.		<ul style="list-style-type: none"><li>• DISMANTLE SPRAY GUN, USING CORRECT TOOLS</li><li>• <b>TR80</b> WATERBASE GUN CLEANER</li><li>• CLEAN GUN BODY AND PARTS THOROUGHLY</li></ul>